

Media elements

Write an Article

What is an article?



How to write an Article

NEA

Choose a Topic

Gather Information

Write Your Article

Revise your Article

Share Your Article

Step 1: Choose a Topic

An article can be about
a person an event
a place an issue

Brains

Step 2: Gather Information

Who? Who is important in this story? Who are the main people involved?	What? What happened or is it about? What are the main events?	When? When did it happen? When is it still happening?
--	---	---

Step 3: Write Your Article

Headline No Desks in Malawi
Lack of funds hurts access to education

Lead

Body

Choose an Image

Image

Step 4: Revise your Article

Do it yourself

Ask Someone else

Picture in Malawi, Africa
for Stonebanks

Whenever possible:
• Take your own photograph
• draw your own picture



Create a Reference List



What is a reference list?



My bibliography

-Biography of Margaret Atwood, Mar 2012
at www.margaretatwood.ca/bio.php
#Love this site, lots of great images!

-The Timetables of History by Bernard Grun
& Werner Stein, Simon & Schuster, 3rd edition,
1991

My reference list

Reference List

Atwood, M. "Biography," Margaret Atwood.
Anchor Books, 2004. Web. 9 May 2012.
"<<http://www.margaretatwood.ca/bio.php>>"

Grun, Bernard, and Werner Stein. *The
Timetables Of History, A Historical Linkage
Of People And Events*. 4th Revised. New
York, New York: Touchstone, 2006.



00:30

03:00



Interpret a Picture



How to interpret a picture?

1. Think about first impressions!



3. Decode pictures like a detective



2. Interpret pictures like historians

Go through a process!



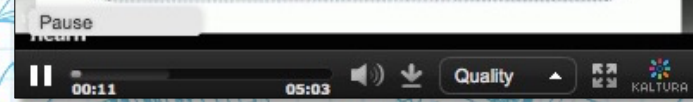
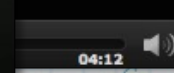
Note & Share ideas and findings!

4. Consider events, changes, facts.... in "Time"




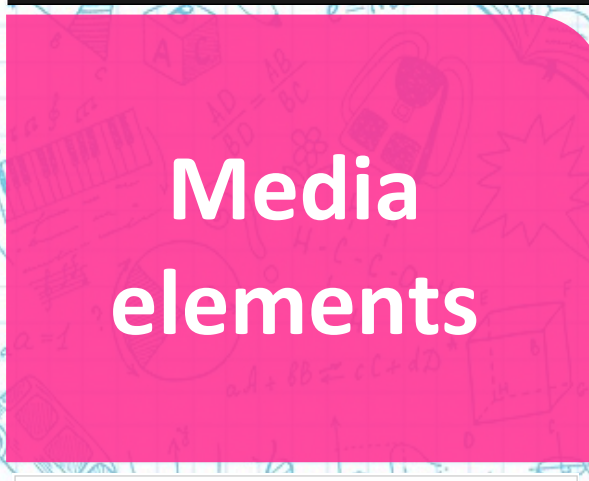
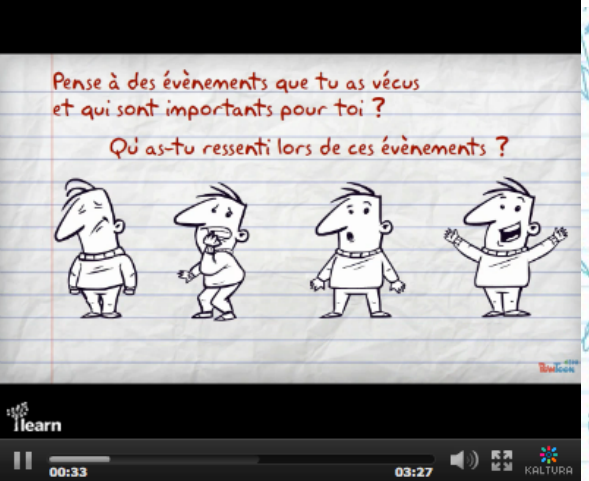
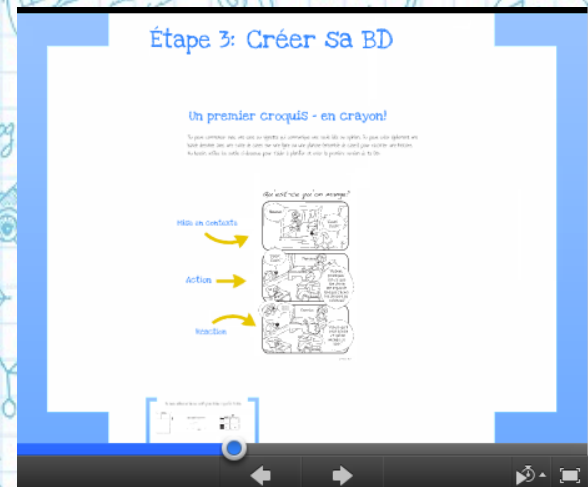
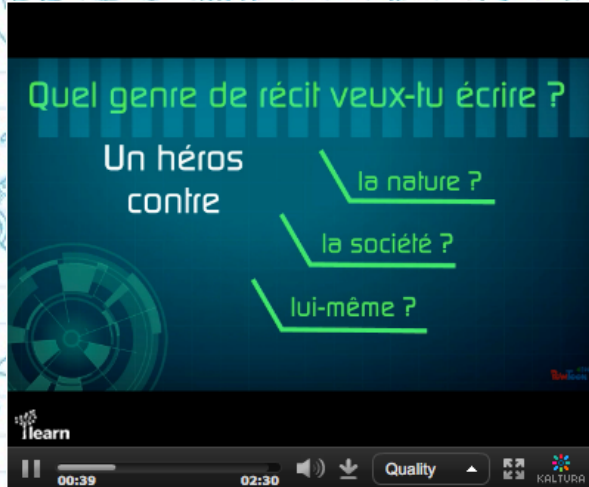
Image courtesy of Andy Kurovets. Design at www.andykurovets.com

andykurovets.com





How to write an autobiography media element



Tools for students



HOW-TO

Home About

Create a Reference List

Write an article

Write an artist's statement

Write a historical essay

Prepare for that history exam

Write a lab report

Write an autobiography

Créer une bande dessinée

Écrire un article

Écrire une lettre

Faire une présentation orale

Écrire un conte ou une légende

Faire un reportage

Écrire une autobiographie

Écrire un récit d'aventures

Interpret a picture

Create a Reference List

What is a reference list?

A reference list contains all of the materials (print, digital, text, images) that you have used in creating your paper or project. You do not have to include everything you have read, just those resources from which you have specifically quoted or paraphrased (rewritten in your own words).

There are established formats that need to be followed for a reference list (ex. MLA, APA). Be sure to ask your teacher which style you should use.

Watch this!



Context

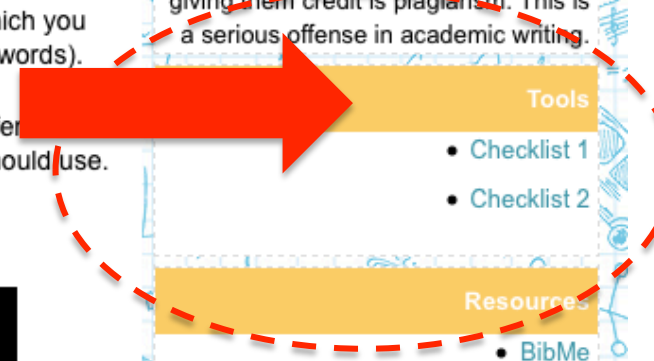

Behind every article, video, song or image, there is a creator! It's all about respect. Using someone else's work (text, images, sound, video) without giving them credit is plagiarism. This is a serious offense in academic writing.

Tools

- Checklist 1
- Checklist 2

Resources

- BibMe
- Son of Citation Machine



Name: _____ Title: _____

Date: _____

Writing a

Lab Report



Purpose:

What am I trying to find out?

Hypothesis:

What do I think will happen? Predict the results or the answer to the problem.

Observations:

What did I see, hear, feel or measure during the experiment? Record my observations or data in a clear and easy to read format.

Analysis:

What do my observations tell me? What do my findings mean?

Conclusion:

What did I learn? State whether or not my hypothesis was correct.

Lab Report

--- Lab Report Checklist ---

Problem/Purpose:

- Have I clearly stated what I'm trying to find out in the experiment?
- Did I provide a brief description of the scientific principle to be tested or verified?

Hypothesis:

- Did I predict what will happen when I do the experiment?
- Did I use what I already know to make a best "guess" of the outcome?
- Did I write my hypothesis using the "If...then..." structure?

Observations:

- Did I describe everything that I saw, heard, felt or measured during the experiment?
- Did I record all of the data that I collected, as well as what I observed?
- Did I choose a format to display my data that is clear and easy to read (ex. paragraph, table or chart)?

Analysis:

- Did I interpret or explain the data and not simply restate the results?
- Did I say something about why the results are important?
- Did I discuss any mistakes that might have been made while conducting the investigation?
- Did I include suggestions for improving my (technique, procedure, study, etc) in order to obtain more accurate/better results?

Conclusion:

- Did I summarize what I learned from the experiment?
- Did I state whether my hypothesis was correct?

OVERALL:

- Is my writing clear, concise and in complete sentences?

Planifier ...

CONTE • LÉGENDE



Nom :

Date :

Personnages :

Dessine ou décris avec des mots tes personnages principaux.

Héros :

Adversaire :

Décor :

Quel est le décor ? Dessine ou décris l'endroit où ton histoire se déroule en utilisant des détails (adjectifs).

Structure de l'histoire :

Situation initiale

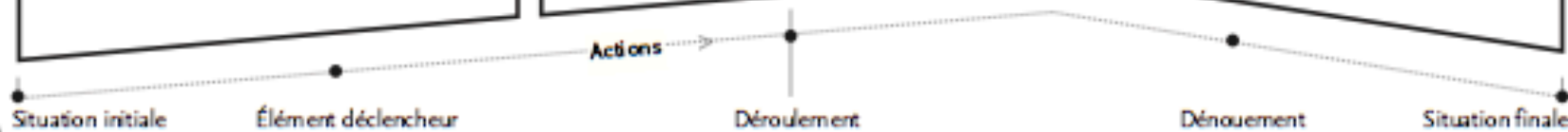
Où et comment commence ton histoire ?

Déroulement

Comment les personnages ressentent-ils les problèmes auxquels ils sont confrontés ?

Situation finale

Comment le défi/problème est-il résolu ?



Planifier...

CONTE • LÉGENDE



Nom :

Date:

Situation initiale

Il était une fois ...

(élément déclencheur)

Un jour / une nuit / tout à coup ...

• Où et comment commence ton histoire ?

Déroulement

Quelque temps après / tandis que ...

• Comment les personnages ressentent-ils les problèmes auxquels ils sont confrontés ?

Situation finale

C'est alors que / Finalement / Grâce à ...

Depuis ce temps / À partir de ce jour ...

• Comment le défi/problème est-il résolu ?

Situation initiale

Élément déclencheur

Actions →

Déroulement

Dénouement

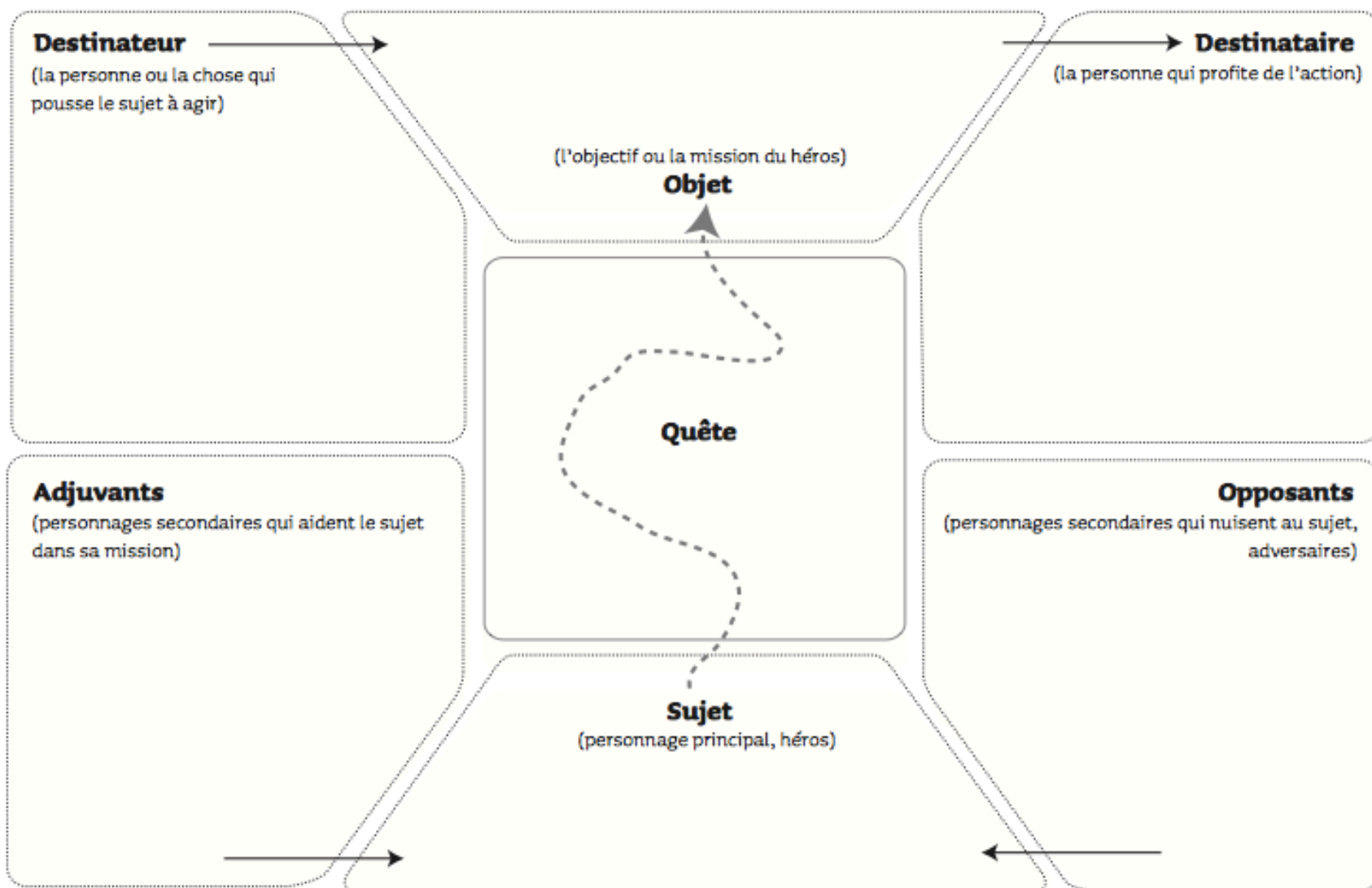
Situation finale

Titre du récit _____

Nom _____

Le schéma actantiel

J'analyse les rôles et les relations du récit



It make

Jot down questi



The essay question or topic

Understand the question!

Break it down. Find key question words. Here is an example question:

"Were power struggles during the colonial period necessary and good for everyone in the long run? Examine the needs of three interest groups, and their means to influence power."

Keywords = struggles + good + long run.

Rewrite the question in simple terms =
Were power struggles good?

A really short way of saying the question!

Okay, here is my first draft gut response to the question or topic:

What's my angle?


Do I intend to respond from a certain point of view, or go in a certain direction. What's the slant? What's the angle? For example: "Power struggles were good in general, but it was easier for some than for others"



THESIS (First draft of a focused thesis statement. Share this one and get some second opinions)

Balancing pros and cons

Jotting down a few quick ideas might inspire you to take a side, to take a position on the question or topic. Seeing pros and cons might help determine the direction you want to go. Use a T-chart organizer for that.



Write my thesis!

A one sentence thesis!



Thesis Builder

Use the following tricks, in any order, to help write drafts of your thesis statement.

**K
E
Y
W
O
R
D
S**

...
nd reflecting

ge
in that....



The essay question or topic

Thesis Builder

Use the following tricks, in any order, to help write drafts of your thesis statement.

K
E
Y
W
O
R
D
S

Understand the question!

Break it down. Find key question words. Here is an example question:

"Were power struggles during the colonial period necessary and good for everyone in the long run? Examine the needs of three interest groups, and their means to influence power."

Keywords = struggles + good + long run.

Rewrite the question in simple terms =
Were power struggles good?

A really short way of saving the question!

Okay, here is my first draft gut response to the question or topic:

What's my angle?


Do I intend to respond from a certain point of view, or go in a certain direction. What's the slant? What's the angle?
For example: "Power struggles were good in general, but it was easier for some than for others"



THESIS (First draft of a focused thesis statement. Share this one and get some second opinions)

Balancing pros and cons

Jotting down a few quick ideas might inspire you to take a side, to take a position on the question or topic. Seeing pros and cons might help determine the direction you want to go. Use a T-chart organizer for that.



Write my thesis!

A one sentence thesis!



Outline page #

(Essay) Body Building

Filling in the body of the essay with ideas and supporting evidence!

Thesis (draft):

These will become paragraph topic sentences! ▼

Major idea ▼

Evidence ▼

Jot down ideas, documents to use, quotes + Note the source!

Major idea ▼

Evidence ▼

Jot down ideas, documents to use, quotes + Note the source!

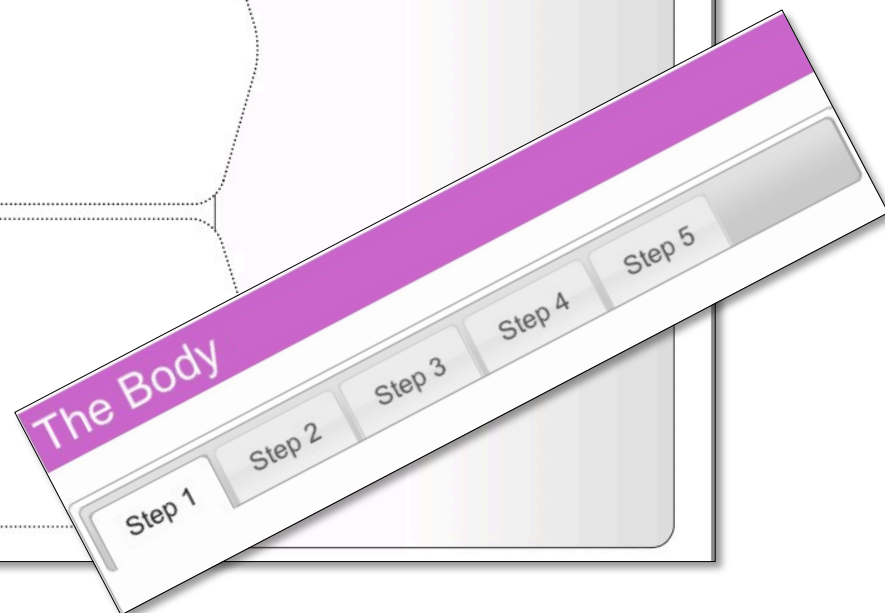
Major idea ▼

Evidence ▼

Jot down ideas, documents to use, quotes + Note the source!

These will become paragraph topic sentences! ▲

Supporting ideas and notes ▼



External resources



HOW-TO

Home About

Create a Reference List

Write an article

Write an artist's statement

Write a historical essay

Prepare for that history exam

Write a lab report

Write an autobiography

Créer une bande dessinée

Écrire un article

Écrire une lettre

Faire une présentation orale

Écrire un conte ou une légende

Faire un reportage

Écrire une autobiographie

Écrire un récit d'aventures

Interpret a picture

Create a Reference List

What is a reference list?

A reference list contains all of the materials (print, digital, text, images) that you have used in creating your paper or project. You do not have to include everything you have read, just those resources from which you have specifically quoted or paraphrased (rewritten in your own words).

There are established formats that need to be followed for a reference list (ex. MLA, APA). Be sure to ask your teacher which style you should use.

Watch this!



Context

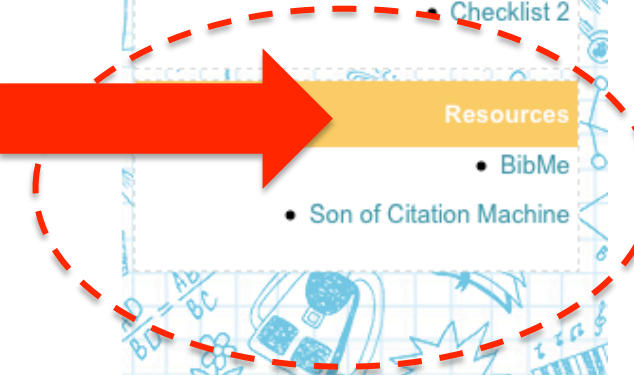
Behind every article, video, song or image, there is a creator! It's all about respect. Using someone else's work (text, images, sound, video) without giving them credit is plagiarism. This is a serious offense in academic writing.

Tools

- Checklist 1
- Checklist 2

Resources

- BibMe
- Son of Citation Machine



Examples of External resources: Great research sites!

Library and Archives Canada  Canada

Discover the Collection | Online Research | Copies & Visiting | Services for Professionals

Library and Archives Canada

10 LAC turns ten: Follow us into the future!

Let us know what you think of our home page

Popular Topics: Genealogy & Family History, How to find photographs that are not yet online (blog post), Immigration, Researching your Aboriginal Ancestors at LAC

Popular Services: First World War, Maps and plans (archived), Newspapers on microform, Geographical List

McCord Museum OUR PEOPLE OUR STORIES

YOUR MONEY CAN MAKE HISTORY - DONATE!

SEARCH OUR COLLECTION OF 137,000 IMAGES. Go

DISPLAY MY IMAGES SELECTION

AT THE MUSEUM: ABOUT THE MUSEUM | EXHIBITIONS | ACTIVITIES | SERVICES | SUPPORT YOUR HISTORY

ON LINE - keys to history: COLLECTIONS - SEARCH | EXHIBITIONS | GAMES | THEMATIC | MOBILE | EDUWEB | MY MCCORD

Home Page > EduWeb

FIND: Resources for themes, Web Activities

CONSULT: History texts, Links to external sites

Images, tools, games, and resources for your classroom!

To help you use *Keys to History*, EduWeb invites you to select [resources](#) for different themes linked to curricula. The themes are tied to Canadian History, in particular to the period 1840-1945.

SEE ALSO: Internal Links

- Image Bank (135,000)
- Games (23)
- Thematic Tours (61)
- Virtual Exhibitions (4)
- Video Clips (18)
- On-site Visits

Spotlight



Freezing rain with cars parked on the street.

Google news Search Archive Search the Web Archive Search Help


All Newspapers [A](#) [B](#) [C](#) [D](#) [E](#) [F](#) [G](#) [H](#) [I](#) [J](#) [K](#) [L](#) [M](#) [N](#) [O](#) [P](#) [Q](#) [R](#) [S](#) [T](#) [U](#) [V](#) [W](#) [X](#) [Y](#) [Z](#)

A	A	L'	L'
A Propos 164 issues Sep 16, 1973 - Aug 17, 1974	A'tome 23 issues Feb 14, 1974 - Dec 19, 1974	L'Abeille 752 issues Sep 4, 1827 - Dec 31, 1830	L'Abeille Canadienne 10 issues Dec 7, 1833 - Feb 8, 1884
L'Abeille de la Nouvelle 275 issues Dec 31, 1862 - Dec 31, 1870	L'abeille de la Nouvelle-Orleans 14,981 issues Jan 1, 1846 - Dec 28, 1929	The Aberdeen Times 363 issues Nov 28, 1968 - Apr 15, 2009	L'Abitibi 244 issues Jan 22, 1920 - Feb 24, 1925
Acadian Recorder 128 issues Nov 18, 1854 - Dec 28, 1861	L'Acadien 922 issues Dec 31, 1819 - Aug 13, 1929	L'Action 23 issues Jan 3, 1963 - Feb 28, 1963	L'Action Catholique 7,461 issues Dec 31, 1915 - Dec 11, 1962
L'Action Conservatrice 2 issues Jun 21, 1935 - Oct 11, 1935	L'Action des Deux Montagnes 70 issues Oct 4, 1962 - Aug 25, 1965	L'Action Libérale 345 issues May 3, 1888 - Sep 26, 1931	L'Action Populaire - L'Horizon 2,273 issues Mar 6, 1913 - Jun 17, 1970
L'Action Québec 534 issues Nov 1, 1971 - Sep 8, 1973	L'Action Sociale 1,333 issues May 1, 1903 - Dec 30, 1915	The Acton Free Press 65 issues Sep 6, 1894 - Dec 25, 1895	The Adams Centinel 2,142 issues Nov 19, 1800 - Mar 19, 1883
Adams County News 354 issues Nov 28, 1908 - Aug 25, 1917	The Adams County Record 110 issues Dec 1, 2005 - Apr 15, 2009	The Advertiser 216 issues Jul 11, 1868 - Jan 3, 1873	The Advertiser and Eastern Townships Sentinel 561 issues Jan 11, 1856 - Nov 7, 1887
Advertiser-News 11 issues	The Advocate 48 issues	The Afro American 3,623 issues	The Afro American Ledger 286 issues

...of unique Web
one on-line, to make the
in, in several disciplines.
igned for secondary
ary students. They make
o research abilities and
and communication

the educational tool
n to teachers.

complete their



Examples of External resources: Applications

App Store > Education > Pedagogik Solution Inc.

History of Québec

Pedagogik Solution Inc. >

Details Ratings and Reviews Related

Screenshots iPhone iPad

Download

This app is designed for both iPhone and iPad

Rating: 4+

LINKS
Developer Website

© Solution Pédagogik

lignedutemps.qc.ca

Connected as: Paul Rombough
Log me out
About

Home Timelines Scenarios Public resources Help

Time Periods and Turning-Point Events

Settings Edit timeline View Save

First occupants around 1500 French régime 1608-1760

1400 1500 1600 1700

- Power Theme Turning Points
 - Iroquois Confederacy formed
 - Champlain & Allies
 - Royal Colony
- Population Theme Turning Points
 - Aboriginal Territories
 - Jean Talon & Les
- Economic Theme Turning Points
 - Fur traders and Fishers
 - Quebec City founded

cartograf

Teachers Log out Location

Cairo Metropolitan Territory and Issues Scenarios - Paul Working version

Description My Maps Duplicate Delete Layer Selector Editable

LEGEND

Category	Color	Modify	Delete
Arable Land	Green	Modify	Delete
Financial Zone	Light Green	Modify	Delete
Historical Quarter	Orange	Modify	Delete
Industrial Areas	Purple	Modify	Delete
Residential Areas	Blue	Modify	Delete

New Entry

Cairo develops Ring Road

Ring Road

View of Cairo, Egypt looking towards the Moroccan mountains. Photographed from a balloon from about 800 metres above ground. In the background, visible in the background right you can see the 'top of the desert'.

More details

2 km 1 mi 31.61058, 30.04109 Google Satellite Imagery ©2015 TerraMetrics

SUCCESS CHECKER

HOME LOG OUT

Ways of using How-To's

How can we use the How-To's?

Teacher in a flipped classroom model

Students at home in a flipped classroom model

Teacher in class

Students in class

Parents

Helping Students Succeed in School: *How-To's to the Rescue!*

with
Sylvia Bielec
Kerry Cule
Julie Paré
Paul Rombough
Kristine Thibeault
Susan van Gelder

