



Please use a **blue** name tag if you're **new** to WOTP this year; please use a **red** name tag if you're an **experienced** WOTP teacher.

WOTP Mentoring: Community of Practice December 4, 2018

WOTP Mentoring: Community of Practice

is made possible through funding from the
Entente Canada-Québec

and is organized by:

Marsha Gouett

*Ministère de l'Éducation et de
l'Enseignement supérieur*

Ingrid Hove

WOTP Project Development Officer

Michilynn Dubeau

WOTP Mentoring Coordinator

With support from your School Board WOTP Consultants:

Central Quebec SB: Jill Robinson and Marjolaine Quer

Cree SB: George Oblin

Eastern Shores SB: Guy Gallibois

Eastern Townships SB: Marina Delis

English Montreal SB: Travis Hall

Lester B. Pearson SB: John Le Blanc


New Frontiers SB: Kara Johnstone and Tom Muirhead

Riverside SB: Louise Bourque

Sir Wilfrid Laurier SB: Monic Ferrell

Western Quebec SB: Steve Greig

WOTP Mentoring is successful because of the active participation of ALL of you: the most amazing teachers in the province!



Goals for WOTP Mentoring: Community of Practice

- Develop a network of teachers who are comfortable sharing their experiences and teaching practices with each other, in the service of building a strong knowledge base for WOTP across the province.
- **Provide the opportunity for teachers to meet and/or visit each other's classrooms, either in person or virtually.**
- Create a common forum for evaluating resources and learning together. We believe in the power of professional development *by teachers for teachers*.

Quick Administrative “Stuff”

- Washrooms: down the hall to your right, as you exit this room
- Lunch will be served in this room at 12:00
- **Please ensure that you sign the attendance sheet**, as this is how your school board consultant will claim for your substitution costs.
- If you would like to meet with a colleague in between Mentoring sessions or visit his/her classroom, the Mentoring project can support this! However, please speak with your WOTP Consultant first. S/he is your “go to” person for substitution and travel claims.

Teacher Wellness

Self-Compassion



Teaching is a Tough Profession!

- *“With the burnout issues teachers face, taking care of themselves through work/life balance is important, but it isn’t enough. Teachers need to give themselves permission to be self-compassionate for the stress they’re under.”*
Dr. Kristin Neff
- For example, if you've had a particularly rough day, try speaking to yourself the way you would to a friend or colleague: *“I’m sorry you’ve had a hard day. Even though the day didn’t unfold as planned, it’s okay. This happens to everyone, but the students will survive and so will you. I know you care so much about your students and want them to be successful. Teaching is one of the most challenging jobs out there, and you’re doing the best you can.”*
- Displaying compassion towards yourself will also help you feel compassion towards your students.

Connect with a Colleague

Questions to Reflect on...

- ▶ How do you currently make time for mental health preservation in your busy schedules?
- ▶ How do you preserve your mental health given the unique personal/emotional challenges that teaching at-risk students in WOTP presents?

Connect with a Colleague

What I Appreciate

Reflect on the last week at work:

- 1) Think of 3 things that went well and what was your role in making them happen.
- 2) Think of someone at school who did something you appreciated: What did they do?
- 3) Think of a student who did something you appreciated: What did they do?

OSEntreprendre

www.osentreprendre.quebec/en/



osentreprendre®
mobilize | promote | inspire

Our team Français



Portal

About us

Education Through
Entrepreneurial Spirit

Promotion of
Measure 15111

Semaine des
entrepreneurs à l'école

OSEntreprendre
Challenge

Inspiring models
Successful Business Inc.

Successful Business Inc. division

Student
Entrepreneurship
division

Business Creation
division

Successful Business Inc.
division

Prizewinners

Desjardins Grand Prize Gala
of the OSEntreprendre
Challenge

An entrepreneurial project in
elementary and secondary
school

An entrepreneurial project in
CEGEP and university

Registration and Selection
Process

Eligibility

Categories and Prizes



The OSEntreprendre Challenge is a major Québec movement that acknowledges the entrepreneurial initiatives of young people from elementary school to university (Student Entrepreneurship division) and new entrepreneurs (Business Creation division). It also shares inspiring success stories through its

How does OSEntreprendre define an entrepreneurial project?

- An entrepreneurial project **creates a product, service or event** that satisfies a want or need in the community, finds a solution to a problem, or improves a situation for a specific group that goes beyond the project participants (students) themselves.
- An eligible entrepreneurial project places students at the heart of the action, allowing them to **participate actively in the decisions and tasks required to carry out all steps involved in the project**. The teacher guides the process, but does not make decisions for the students.
- A strong entrepreneurial project allows students to develop entrepreneurial values such as: self-confidence, perseverance, initiative, creativity, a sense of responsibility, autonomy and team spirit.

OSEntrepreneure Grants

- Grants for eligible projects: \$75/student participant, up to a maximum of \$750/project.
- Funding is granted after the project is completed and judged; grant will arrive at the beginning of the next school year. Yearly participation in *OSEntrepreneure* can produce a recurring source of income for your program.
- Applications are made **online** on the *OSEntrepreneure* website. **Deadline to complete a full application: Tuesday, March 12, 2019.**
- Your entry category is *Secondaire – adaptation scolaire*. Speak with your WOTP consultant for more information and support.

Two Successful Entrepreneurship Projects

Ormilla Seecharran: Mini Farm

Katie Shea: Smoothie Shop

McDonald High School, LBPSB




Making It Work: Five Pillars for Building a Successful WOTP Program

- Patrick Cousins and Sandra Iacovozzi, Howard S. Billings High School, New Frontiers School Board
- **Patrick and Sandra will share how they have created pride in their WOTP program within both their school and community, built bridges with colleagues and administration for student placement and groupings, and helped their students truly feel part of the fabric of their school.**
- In addition, they'll share some of their favourite tried and true resources!

Engaging Multi-Disciplinary Projects Built On WE Resources and Activities

- Amy Campbell, Pierrefonds Comprehensive High School, Lester B. Pearson School Board
- Amy will share how she uses **WE Movement Educator Resources** to create positive, engaging projects that help her students feel empowered to make change happen.

Issues addressed could include:
education, poverty, hunger, the environment, discrimination, mental health, Indigenous peoples, homelessness, food, health and nutrition – topics which work well with ELA, ASP & GHC curriculum content.





Breakout sessions after the

11:00 – 12:00

Here in C-201:


- **Making It Work: Five Pillars for Building a Successful WOTP Program and Resource Suggestions:** Patrick Cousins and Sandra Iacovozzi, Howard S. Billings High School, New Frontiers School Board

Downstairs in C-100:

- **Engaging Multi-Disciplinary Projects Built On WE Resources and Activities:** Amy Campbell, Pierrefonds Comprehensive High School, Lester B. Pearson School Board

"Safety Rap" Video Project

- **Gail Berstein**, LINKS High School, English Montreal School Board



WOTP Website . . .



Rules of the game:

(PS: There are prizes!)

- **Work in teams of five** - at least one of you should have a phone/ computer to use to access the Internet. Each team has one envelope with a Website Scavenger Hunt Challenge.
- Ask one person to read the challenge out loud to your small group. **Solve your challenge together – you will have five minutes to do this.**
- **Designate three people to come to the front of the room to answer *The Challenge*.** One person will read the challenge out loud, the second person will navigate through the website, the third person will clearly explain each step/click taken to arrive at the correct resource on the website.
- You must ALWAYS start your explanation to the large group from the LEARN Homepage, or your group will be disqualified.
- Clarity counts! The purpose of the game is to teach others how to use the WOTP website! Time counts too – each team will have exactly two minutes on the clock to clearly explain all the steps required to solve their Scavenger Hunt Challenge.

Just two examples of the many teacher-created LESs to be found in Teaching and Learning Resources . . .

Teacher's Guide

WOTP Training for a Semiskilled Trade

Math in the Real World: Road Trip

Cross Curricular Learning and Evaluation Situation
English Language Arts
Mathematics

Alexandra Welik & Amy Campbell

Guiding Question: How can we implement algebra while planning for a road trip? How can algebra be implemented in the real world?

Teacher's Guide

Aaryn Bradley / Alison Reichert

WOTP PREWORK

Healthy Lifestyles Meal Planner

Cross Curricular Learning and Evaluation Situation
English Language Arts
Autonomy and Social Participation
Mathematics

What can you discover in "Curated Resources"?

Pixar in a Box

< Pixar in a Box

The art of storytelling

CONTENTS

About

1. We are all storytellers

2. Character

3. Story structure

4. Visual language

5. Film grammar

6. Pitching and feedback

3. Story structure

Every story that is told has a foundation, or structure. For example, one of the most basic story structures is "it begins, something happens, and it ends." But a story's structure can be complex, and if used well you're not even aware of it. In this lesson you'll learn how Pixar structures their films, and you'll start laying the foundation for your own stories.



▶ Introduction to structure

▶ Story spine

📄 Activity 1

▶ Theme

📄 Activity 2

▶ Act 1

What else can you discover in "Curated Resources"?

Math 6 Spy Guys

The image displays a screenshot of the "Math 6 Spy Guys" website. On the left, a navigation menu includes links for HOME, LESSONS, STRATEGIES, GLOSSARY, and MATH FUN. Below the menu is the "M-G6" logo. The main content area is titled "GRADE 6 MATHEMATICS" and features a "Lessons" section with a list of topics: Area and Perimeter, Balancing Equations, Factors, Multiples, and Prime Factorization, Improper Fractions and Mixed Numbers, Interpreting Graphs, Percent, Probability, Problem Solving Bank, Ratio, Slides and Flips, Solving Problems With Decimals, Summarizing / Extending Patterns, Understanding Integers, Using Ordered Pairs, Volume and Displacement, and Working With Angles. A video player is embedded on the right, showing a floor plan of a house with a small robot character. The video player includes a "play" button and a progress bar. The video title is "Area and Perimeter: 02- Anna's Bedroom".

GRADE 6 MATHEMATICS

HOME
LESSONS
STRATEGIES
GLOSSARY
MATH FUN

M-G6
MATHEMATICS - Grade 6

Lessons

Click on the concept lesson you would like to review.

Grade 6 - Key Math Concepts

- [Area and Perimeter](#)
- [Balancing Equations](#)
- [Factors, Multiples, and Prime Factorization](#)
- [Improper Fractions and Mixed Numbers](#)
- [Interpreting Graphs](#)
- [Percent](#)
- [Probability](#)
- [Problem Solving Bank](#)
- [Ratio](#)
- [Slides and Flips](#)
- [Solving Problems With Decimals](#)
- [Summarizing / Extending Patterns](#)
- [Understanding Integers](#)
- [Using Ordered Pairs](#)
- [Volume and Displacement](#)
- [Working With Angles](#)


GRADE 6 MATHEMATICS

play

Parent Notes Activity Glossary Area and Perimeter: 02- Anna's Bedroom

Support and Sharing between Mentoring sessions!

Don't forget, if you've connected with another teacher here today, and would like to meet with him/her between now and our next Mentoring: Community of Practice session on April 10th – just speak with your WOTP consultant and Marsha. They can help you make it happen!





- **Take 15 minutes to finish browsing through the resources on display.**
- **At your table, put your name on the bottom half of three post-it notes (please fold the sticky edge so it won't stick to anything else!)**
- **Place your name in any three baskets attached to a resource and we'll draw names to give away each one.**

Thank you for your participation today!

Please complete an Exit Card before you leave.

Happy and safe holidays to all!

Mark your calendars: The next WOTP Mentoring session is
April 10, 2019!

Marsha

marsha.gouett@education.gouv.qc.ca

Ingrid

ihove@swlauriersb.qc.ca

Michilynn

michilynn@gmail.com